



SCHOLÉ ACADEMY
CLASSICAL ACADEMIC PRESS

Mommy and Me

A K-3 curriculum and class focused on student virtue through classical forms of literature- Fairy Tales, Mythology, and Bible Stories

Teacher: Lylah Molnar

A Note From Mrs. Molnar

How do I ensure that my children are both learning across various disciplines and gaining mastery? Why does my day feel so rushed? Will I be able to get everything done that I need to?

These questions plague the minds of homeschooling moms and teachers alike. Of course they do when you can usually only find fragmented pieces of a curriculum: an art book, a songs book, a science book, a literature book, not to mention the various holidays that come up begging for a place in our day.

This course seeks to give adults and children a break, encouraging a deep dive into a few worthy topics by unifying the various academic disciplines.

Each unit contains classic stories, literacy activities, science projects, art projects, holiday connections, and music centered around a common virtue. The connections are plotted for parents via a mind map and also sorted according to their subject area.

It is my hope that by walking with me on your homeschooling journey, a sense of scholē and peace will come over your family as you discover the delights of a holistic Christian education!

In Christ,

Lylah Molnar

About the Instructor

Lylah Molnár found her home in classical education because of her desire to form the whole person in virtue and involve the heart as well as the head while forming her pupils. Before the birth of her daughter, Lylah spent time teaching at a classical Christian school outside Boston where she was captivated by the joy her students took in learning and the way they challenged themselves to develop their God-given intellectual talents. Her particular passion lies in rooting younger students in practices and curriculum designed to cultivate wonder and awe, as well as deep learning. She is excited to translate that enthusiasm into a new course and curriculum for Scholé Academy families. The Writing and Rhetoric and Well Ordered Language Series are also an area of joy for Mrs. Molnár due to the fabulous stories that she gets to share with her pupils. She has seen the confidence that her students build as they progress step-by-step through the writing process and is humbled to be a part of their journeys as authors! Mrs. Molnár is excited to join Scholé Academy for another year as a teacher and tutor! Molnar.scholeacademy@gmail.com



Rooted From the Start: Classically Educating in the Early Years

In the Book of Colossians, Paul writes, “Let your roots grow down into him, and let your lives be built on him. Then your faith will grow strong in the truth you were taught, and you will overflow with thankfulness” (Colossians 2:7). Both parents and teachers alike want to nurture strong roots in their children. One question I find myself asking is: How can I work with the Lord to bring about these things?

Through prayer, study, and experience, I have begun to piece together the puzzle to classically educating younger children. I am still missing some of the pieces, but I am beginning to see the picture. I hope through this blog to share what I have learned with you, and I would love to receive a few more missing pieces from you as well!

What is the fertile soil that will allow strong roots to grow? First and foremost, I believe the job of an early childhood teacher is to cultivate virtue in her students. Virtue is the foundation of all learning, the “prerequisite” to any classical education. Dr. Perrin in his Introduction to Classical Education course on Classical U teaches that the word student, “comes from studeo, studere, ‘to be zealous and eager for’.” He follows up on this by commenting that, “a ‘student’ is someone full of zeal and eagerness to know the true, good and beautiful” (Classical U: A Small Glossary of Educational Vocabulary, Christopher Perrin). Thus, by forming the little ones in virtue, you enable them to become the type of people capable of being properly deemed students.

Another pivotal role of the homeschool mom or teacher is to read to her students. Young people need to be read to out loud, every day. And, they need to hear stories from quality literature. The stories we read, even to very young children, should have worth in and of themselves. Thus, the book itself should be the “teacher” helping to plant both the child and parent in the soil of wonder and delight.

Moreover, an education for young learners should be tactile; it should involve the body and the senses. The children need to feel the soil that they are being planted in, and delight in its fresh earthy smell. They need to sing, to create, to feel, and to observe. Books and concepts should not only be discussed, but experienced, brought to life through field trips and art projects, songs and puppet shows. This “gymnastic” education, involving the whole learner, responds to the fact that the children are embodied spirits – we are not simply teaching their minds, but engaging their whole beings.

Finally, young learners need an atmosphere of scholē, giving them a place to rest in the shade of their newly grown branches. Students need to have time to delight in the activities they do and the stories they read. Their educators, as models for the pupils, likewise need to teach from rest. This means that the teacher cannot be rushing to check off an infinite number of boxes, hastening from one task to the next frantically trying to cover material. The parents and teachers need the freedom and confidence to slow down, to go deep, to allow themselves to become captivated by the joys of learning.

Now, all of this sounds very lovely in theory. You might be thinking that “things are easier said than done” or “I have two kids under the age of 10 and this simply isn’t do-able.” I understand the feeling. I spent endless hours rewriting the grammar book and history books and then aligning that content with a science program of studies so that I could teach a unified curriculum to my previous second grade class. It takes at least an hour preparation for every hour lesson that I teach, even from a pre-written curriculum. The kind of work and preparation to unify a curriculum simply isn’t feasible for most adults, especially those balancing raising a family and teaching, be that their own children or a classroom of students.

I have felt this need deeply as well as the difficulties of overcoming it, and I have been blessed with the opportunity to design a new course and curriculum for Scholē Academy to offer next fall. The curriculum is virtue-based, literature-focused, unified, and tactile. Parents will be given the guidance they need to differentiate the curriculum for any child grades K-3, which will allow the mothers to teach from a state of rest. Meeting once a week in a “live” class will give home-educators the much-needed opportunity to share successes and struggles, while also having some of the lessons modeled in a way that will form community among the students. Walk with me, join me on this exciting endeavor. Join me in planting deep roots in your son or daughter. Then, your child “will be like a tree firmly planted by streams of water, which yields its fruits in due season, and his leaf will not wither. In whatever he will do, he will prosper” (Psalm 1:3).

Bio: **Lylah Molnár** found her home in classical education because of her desire to form the whole person in virtue and involve the heart as well as the head while forming her pupils. Lylah spent time teaching at a classical Christian school outside Boston where she was captivated by the joy her students took in learning and the way they challenged themselves to develop their God-given intellectual talents. Her particular passion lies in rooting younger students in practices and curriculum designed to cultivate wonder and awe, as well as deep learning. The Writing and Rhetoric and Well Ordered Language Series are also a joy for Mrs. Molnár due to the fabulous stories that she gets to share with her pupils. She has seen the confidence that her students build as they progress step-by-step through the writing process and is humbled to be a part of their journeys as authors. Molnar.scholeacademy@gmail.com

Yearly Overview

Mommy and Me 2020-2021

Instructor: Lylah Molnar

Course Description

Do you find yourself wondering how to lay the basis for a classical education with your young children? If so, you have come to the right place! This course is designed to provide children and parents with an integrated, virtue-based curriculum as well as a community of learners with whom to share delights, struggles, and successes.

Do you constantly search pinterest to try to align your crafts with your learning? Do you want your activities to be fun and leisurely, hands-on and educational? No more endless hours pinning boards! This is not a worksheet based class: learn through play, reading, discussion, and your senses. Along with the class once a week, you will be provided with follow-up and supplemental activities to do at home with your child.

The curriculum provided to you will be focused around building student virtue. **This class is designed to help you as a parent form your students' hearts, as well as their minds.** Each virtue will be taught directly, as well as through classical literature from the Bible, Fairy Tales, or Mythology. Art projects, songs, science activities, and holiday activities are interconnected to provide a holistic experience for your child. Rather than teaching various fragmented subjects, your student can immerse himself fully and dive deep into one topic each month.

Being a homeschooling mom is hard work and it can be difficult to find support for yourself on this learning journey, especially if you are new to classical education and hoping to learn along with your child. This class is designed to provide support and community to mothers as well as children. Each week, parents and children together meet "live" with the instructor. **The live class is intended to nurture parents and children by providing a community of learners, guide parents by giving examples of various activities, inspire wonder and awe in the children, and discuss questions regarding the implementation of the curriculum at home.** The live class will not have grades or homework to be turned in because of the copious amount of supplemental material provided. It will be up to the mother to discern what restful learning looks like in her home and choose from the supplemental curriculum accordingly.

Each month, you will be provided with a packet (similar to the sample PDF) containing a mind map showing how the month's activities interlace, a checklist of the month's activities, a supply list, lessons to teach, and information to help you successfully implement the month's activities in your home setting. The materials will give ideas how to differentiate your instruction to students in grades spanning K-3. This is a great way to give yourself a bit of scholē if you have two students in this age group! You can use one curriculum for both kids, making adjustments as indicated. My recommendation is to use the class curriculum for two days of your homeschooling week and on the other three days to supplement with math, phonics/grammar, and history instruction.

Library List: In Class

September

- The Ugly Duckling, Hans Christian Andersen Illustrated by Robert Van Nutt

October

- Why Spiders Spin: A Story of Arachne by Jamie and Scott Simons

November

- Favorite Greek Myths by Mary Pope Osborne

December

- Jesus Storybook Bible

January

- Pinocchio adapted by Lorenzo Mattotti

February

- The Six Swans Illustrated by Gerda Raidt

March

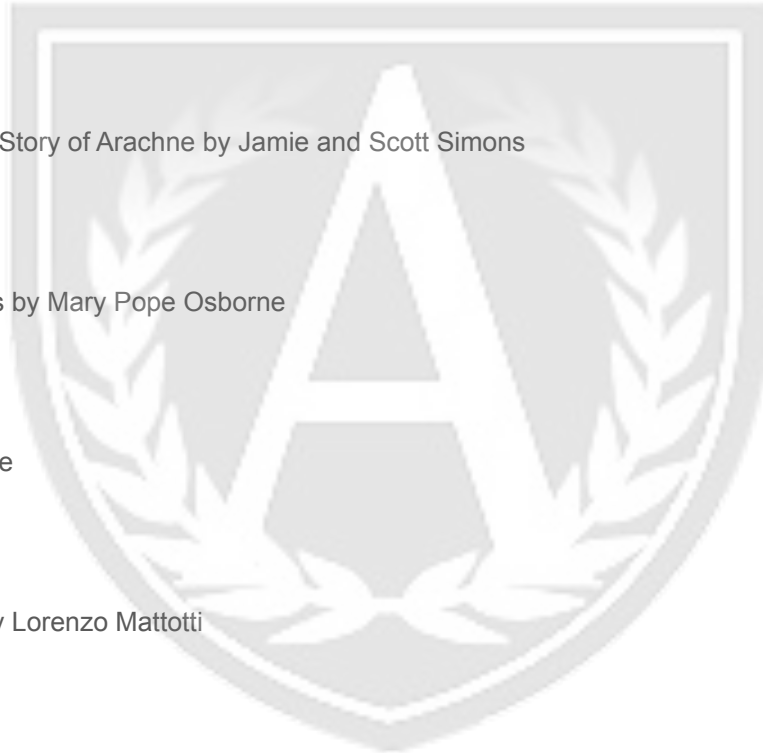
- Daniel in the Lion's Den in Tomi DePaola's Book of Bible Stories

April

- Jesus Storybook Bible

May

- Perseus and Medusa by C.J. Naden



Library List: At Home

September

- Jesus Storybook Bible

October

- The Frog Prince retold by Kathy-Jo Wargin

November

- Journeys with Elijah: Eight Tales of the Prophet by Jerry Pinkney

December

- Jesus Storybook Bible

January

- Family Bible

February

- The Twelve Labors of Hercules by James Riordan

March

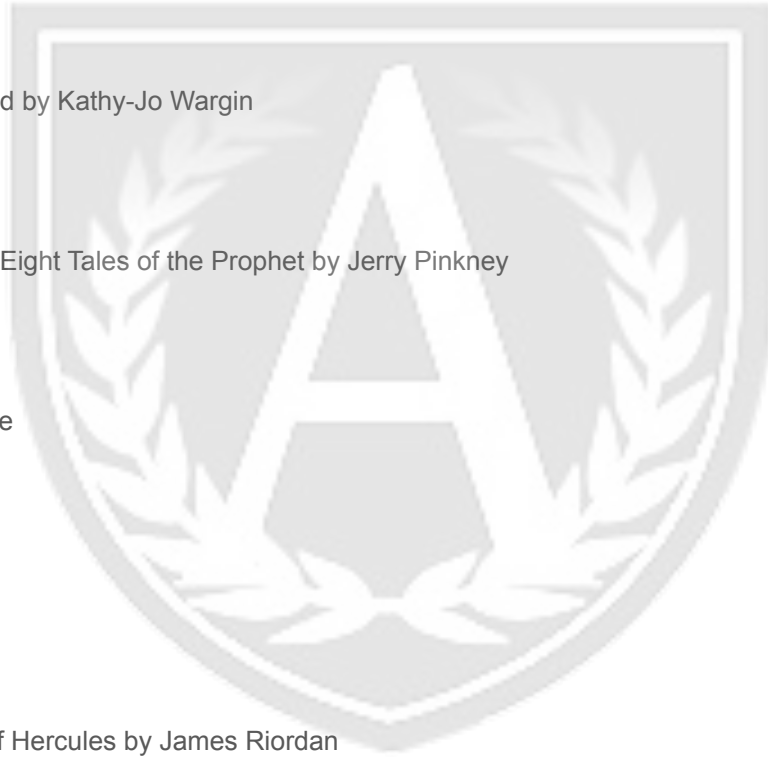
- The Trojan Horse by Warwick Hutton

April

- Jesus Storybook Bible

May

- The Steadfast Tin Soldier Illustrated by David Jorgensen

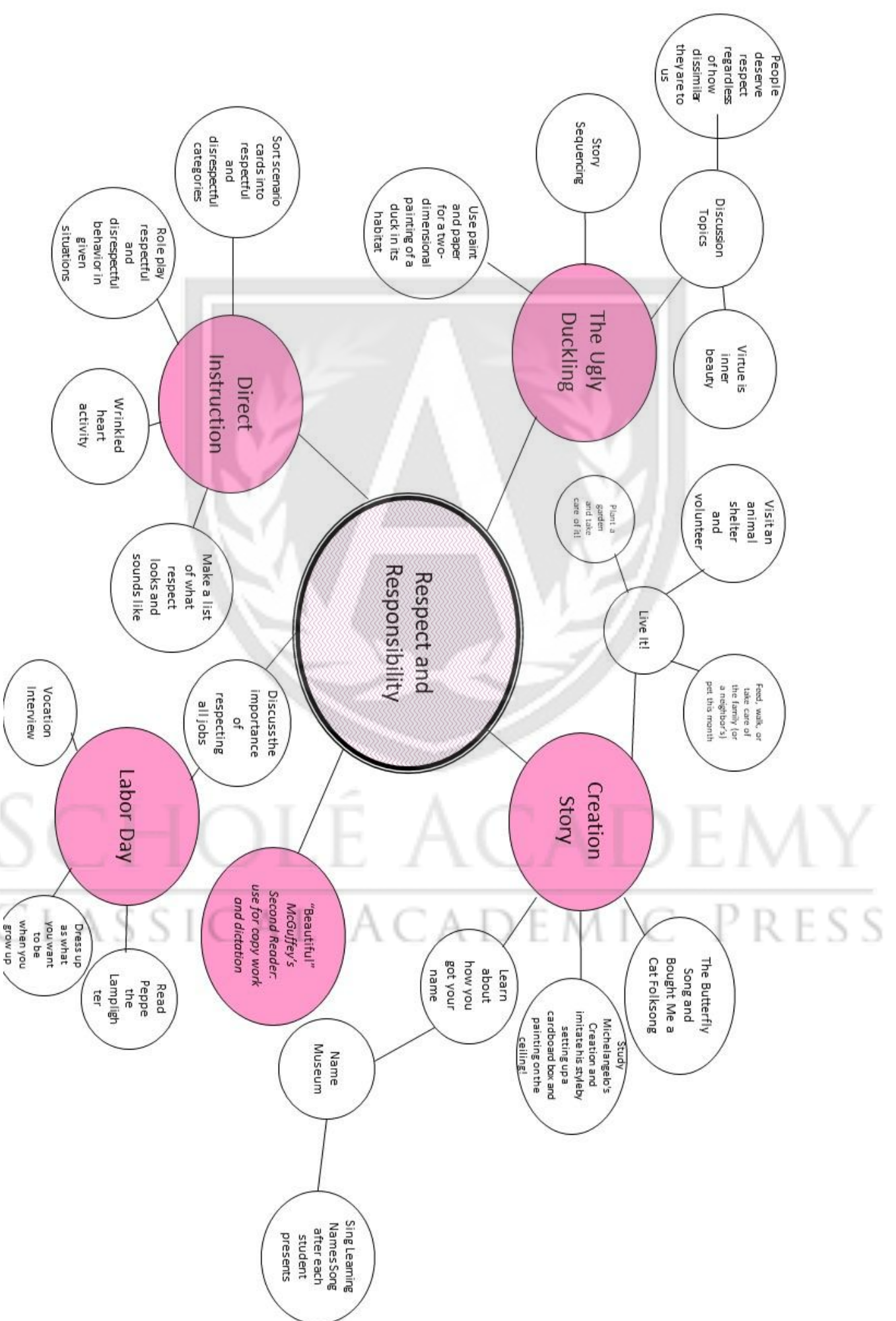


SCHOLÉ ACADEMY
CLASSICAL ACADEMIC PRESS

Respect and Responsibility

September

Curriculum by Lylah Molnar



A Note to the Reader: This curriculum is designed so that once you read the stories, you can do the other activities in any order you like. You also may pick and choose those which work best with your school or homeschool schedule. Young children learn best by delving deeply into their work. If they are really enjoying one activity, stick with it! Don't rush to check all the boxes. That being said, you can still use the check-marks to help keep track of the activities you complete each month!

Virtue: Respect/Responsibility

- ☐ Sort cards by respectful or disrespectful
- ☐ Role play various situations acting either respectfully or disrespectfully
- ☐ Make a list of what respect looks and sounds like
- ☐ Wrinkled heart activity

Literature

- ☐ Creation Story, Jesus Storybook Bible
- ☐ The Ugly Duckling, Hans Christian Andersen Illustrated by Robert Van Nutt

Academic Enrichment

- ☐ Name letter museum
- ☐ Sequence the events of the Ugly Duckling

Holidays

- ☐ Labor Day
- ☐ Vocation Interview
- ☐ Dress Up
- ☐ Peppe the Lamplighter

Art

- ☐ Study Michelangelo's Creation and imitate his style by setting up a cardboard box and painting on the ceiling!
- ☐ Use paint and paper for a two-dimensional painting of a duck in its habitat

Science

- ☐ Observe and research pond habitat
- ☐ Plant a garden and care for it

Music/Poetry

- ☐ Learning Names Song
- ☐ Poor Bird (folk song)
- ☐ Bought Me a Cat (folk song)
- ☐ The Butterfly Song
- ☐ Beautiful Poem

September Supplies List

<p><u>Virtue Activities</u></p> <ul style="list-style-type: none"> • Print and cut out respectful/disrespectful cards • Print role play cards • Paper/pencil • Scissors 	<p><u>Art: Michelangelo's Creation</u></p> <ul style="list-style-type: none"> • Extra large cardboard box (for example from a full sized refrigerator) • Child-safe paint • Paintbrush • Art smocks
<p><u>Literature</u></p> <ul style="list-style-type: none"> • Jesus Storybook Bible • The Ugly Duckling by Hans Christian Andersen Illustrated by Robert Van Nutt 	<p><u>Art/Science: Duck habitat painting</u></p> <ul style="list-style-type: none"> • Life in the Pond by Craig Hammersmith • Pond Walk by Nancy Elizabeth Wallace • Paper, colored • Tempura paint • Nature Journal
<p><u>Academic Enrichment: Name Letter Museum</u></p> <ul style="list-style-type: none"> • Wooden cutouts with the letters of your child's name or cardboard cutouts with the letters of your child's name • Assorted objects that begin with the letters of your child's name 	<p><u>Science: Gardens</u></p> <ul style="list-style-type: none"> • Pot • Soil • Water • Watering Can • Seeds (preferably for something easy to grow)
<p><u>Academic Enrichment: Sequencing</u></p> <ul style="list-style-type: none"> • Printed pictures to sequence • Sentence strips to sequence 	<p><u>Music/Poetry</u></p> <ul style="list-style-type: none"> • Internet to listen to the music • Printer to print song lyrics and poem
<p><u>Holiday: Labor Day</u></p> <ul style="list-style-type: none"> • Pepper the Lamplighter by Elisa Bartone • Costumes representing various professions • Pen, paper, clipboard 	

Virtue Focus: Respect

Print and cut out the following into cards. Have your child sort them into two categories: respectful and disrespectful.

Your mom asks you to clean your room and you ignore her to continue playing with your toys.	There is a new kid who just moved into your neighborhood. He dresses differently than you and eats strange food. When he asks if he can join in your game of catch, you let him play.
You say “thank you” when your mom cooks you dinner.	You put your plate into the dishwasher when lunch is over.
You share your favorite toy with your younger sibling who has been begging to play with it, even though she is a little kid.	You complain when your mom asks you do your math problems.
You turn off the TV when your dad tells you that it is time for bed.	You let your friend choose the game you will play during today’s playdate.
You listen attentively when the librarian is reading a story.	You take care of yourself by brushing your teeth and eating healthy food.

Virtue Focus: Respect

Role play various situations and ask your child to act out a respectful or disrespectful attitude in each scenario.

Your sibling's art project comes out better than yours.	Your mom had been planning on taking you to your favorite restaurant for dinner, but something came up and she will have to bring you next week.
Another family holds the door open for you at church.	You are asked to memorize a scripture verse for Sunday school.
Your dad asks you to feed the family pet.	You have company coming over for dinner, so your mom asks you to help sweep the kitchen in addition to your regular chores.
You just finished making something really cool, but your mom tells you she can't come and check it out until after she finishes making dinner.	You lose your baseball game, even though you prepared for it for months.
You wanted to be the lead in the play, but instead you only got a supporting role.	Your grandma just baked an entire tray of cookies!

Virtue Focus: Respect

Make a list of what respect looks like and sounds like.

- *For the looks like category, have your child think about what people would see if they were watching someone who was exhibiting respectful behavior. For example, if someone is talking to you, respectful behavior “looks like” making eye contact with that person.*
- *For the sounds like category, have your child brainstorm words and tones that a respectful speaker would use. For example, a respectful child might ask to be excused in a friendly tone.*

Though this activity might seem simplified to us as adults, encouraging children to really examine the way a virtue is lived provides them with tangible methods of incorporating it into their daily lives.

Virtue Focus: Wrinkled Heart Activity

1. Cut a heart out of pink or red paper
2. On the inside of the heart, copy Ephesians 4:29

Do not let any unwholesome talk come out of your mouths, but only what is helpful for building others up according to their needs, that it may benefit those who listen.

3. Pass the heart around. Each time you pass it, say something negative, such as “You aren’t good at baking! Your cookies age gross!” For each comment, fold the heart one time.
4. Continue this process for some time.
5. Undo the folds: pass around the heart and say something nice.
6. Continue until the heart is unfolded? Could the compliments erase the bad? What happened to the heart?

Literature Spotlight: Creation Story

Text: Jesus Storybook Bible

- The Jesus Storybook Bible is a wonderful way to help children make the connection that all of scripture tells one story: God's story by showing children how each story prepares the way for Christ. The creative illustrations and funny writing style make each story a joy for the entire family!

Activities:

- Discuss how Adam showed responsibility for the animals by taking care of them.
- Be like Adam! Adam showed responsibility for God's creatures.
 - Model after this respect for creation by feeding, walking, or taking care of the family pet this week.
 - Model after this respect by volunteering at an animal shelter.
- Adam named the creatures. Learn about how you got your name.

Literature Spotlight: The Ugly Duckling

Text: The Ugly Duckling by Hans Christian Andersen Illustrated by Robert Van Nutt

The beautiful artwork in this book makes this classic story come alive for young readers! The lovely imagery lends itself nicely to a picture walk of the story. A *picture walk* is an activity that helps young learners deeply internalize the story by looking through the story's illustrations ahead of time and allowing the child to make predictions about the content of the story based on its artwork.

Activities:

- Discuss virtue as inner beauty:
 - Why was the ugly duckling considered “ugly” in this story?
 - Is all ugliness and beauty external? Is it all about appearance or is it also about attitude?
 - How does living a virtuous life make someone beautiful?
- Discuss that people deserve respect regardless of how dissimilar they are to us:
 - How was the Ugly Duckling different than the other animals?
 - Was it respectful when the other ducks treated the Ugly Duckling differently because of his looks?
 - Should we respect people who are the same as us?
 - Should we respect people who are different from us?
 - Should we need to be like others to be respected?

Academic Enrichment: Name Letter Museum

- After learning that Adam named all the animals, discuss the origin of your own name. How did your parents choose it? Then, set up a name letter museum to display to your class, family, or friends.
- How to create a name letter museum:
 - Nicely decorate each letter of your name. You can decorate large cardboard cutouts or order [wooden cutouts](#) to decorate and hang.
 - Set up each letter in the order of your name, spaced a few inches apart.
 - Collect objects from around your house that start with each letter of your name. Place the objects behind their corresponding letter

A child's name is precious to her! That is why one of the first words infants respond to is their own name. Learning the sounds and letters of their names has inherent value to young children. The letter museum is a great introduction to phonics for the very youngest learners and a fun scavenger hunt for the older students!

Academic Enrichment: Sequencing

- Sequencing a story at a young age helps children to develop an internal timeline of the stories they read. It lays the foundation for both written narration and summarization in later years.
- You can differentiate sequencing depending on the age of your child. For a very young child, select three pictures from the story- one representing the beginning, another the middle, and finally the end of the story. For a slightly older child, select additional pictures, perhaps ones where you need to look closely to determine which part of the story the picture represents. For an even older child, instead of pictures, write down a few sentences on [sentence strips](#) and have the child place the strips in order.
- Sequencing is a great way to let your child “feel” the story by manipulating the pictures (or sentences) and testing out different orders.

You can find some great pictures and resources to use for sequencing the Ugly Duckling on the following web pages:

<https://www.coloring.ws/ugly-duckling.htm>

<https://www.sparklebox.co.uk/thumbs781-785/sb781prev.html>


Holiday: Labor Day

Learning about Labor Day is a great way to teach children to respect all different forms of work. Each person's individual role, whether that be CEO, garbage man, stay at home mom, or pastor, contributes in a unique way to the well being of society.

Activities:

- Read [Pepper the Lamplighter](#) by Elisa Bartone, which helps children understand the importance of honoring the various forms of labor.
- Encourage your children to dress up as what they want to be when they grow up. For older students, this is a great time to introduce the concepts of sewing and designing, as well as following a pattern! For younger students, get creative with paper bag vests decorated by the children themselves!
- Interview an adult about his or her vocation: Interviewing is a great way to get children engaged with older adults outside of your family circle and to help lay the foundations of rhetoric as they speak clearly to their elders.

Art: Creation



A child is never too young to be exposed to the great artists. If we do not guide our children to love the lovely, how will they be able to discern the good? Before your child can assess art, he needs to be steeped in the timeless paintings that have captured the imaginations and hearts of countless numbers of people.

Activities:

- Study Michelangelo's *Creation* and discuss that it is painted on the ceiling of the Sistine chapel.
- Paint like Michelangelo! Set up a cardboard box big enough for your child to crawl into (many times Home Depot or Best Buy will have large boxes from refrigerators they can give you) and let your child “[paint on the ceiling!](#)” For an extra challenge, have your child imitate the style of Michelangelo.

Art and Science: The Ugly Duckling

- The Ugly Duckling lived in a pond. Bring the story to life by discovering what exactly this means.
- Activities:
 - The best thing to do with young children is to get out of the house and take a field trip to a local pond. Have your child bring a nature journal and write down or draw his observations. Help draw your child's attention to the colors, shapes, sounds, and textures in the natural world.
 - For an extra challenge, go ponding! To do this, take a net, shallow bucket, some plastic spoons, and magnifying glasses with you to the local pond. Then, lean over the side of the pond, digging deeply into the mud with the net and pour the contents into the shallow bucket. With the spoon, move the mud aside and see what you can discover! I've done this and discovered dragonfly nymphs, leeches (eek!), and even crayfish! It's a great way to inspire wonder in the natural world!
 - Can't take a field trip? [Check out some great books about ponds instead.](#)
 - Life in the Pond by Craig Hammersmith
 - In the Small, Small Pond by Denise Fleming
 - Pond Walk by Nancy Eliabeth
 - Using the knowledge that you gained from your pond habitat research, have your students paint a [swan's habitat on a large sheet of paper](#). Be sure to look back at the student's nature journal to inspire your artist to include details as possible in their painting.
 - Next cut a swan out of paper and glue it so that it fits with the original habitat. Be sure to pull up some pictures of swans for your child to look at so that they get the shape of the swan just right!

Science: Gardens

Adam and Eve lived in the *Garden* of Eden. We often take this first word for granted. What is a garden? How does it grow? What does it look like? These are questions that can lend themselves to hours of exploration for a young child.

Activities:

- Visit a Garden: Many cities have botanical gardens or other plant life for the public to enjoy. Some even will give a guided tour to young children if you call ahead!
- Visit a Farm: We often forget that all of our food is *grown*. We go to the grocery and see everything in its nicely polished, perfectly harvested form, but where did it come from and how did it get there? Adam and Eve had to eat and being placed in a garden was perfect for this reason!
- Plant a garden: Taking care of a garden is a true responsibility. When it is hot and you want to play with friends, first you need to water the plants. When it gets cold, you need to make sure the plants don't die. The growth process encourages patience, as children wait with anticipation and delight in the first green popping up through the soil!

Music

- Just as “in the beginning,” Adam had to give all the animals their names, in the beginning of the academic year, students often make new friends. It is important to learn their names and thank God for the new friends He has placed in our lives. The [“Learning Our Names Song”](#) does just that!
- Talk with your child about all the animals that God gave to Adam for him to name. Foster this animal delight by learning [“I Bought Me a Cat.”](#) For an added bonus, you could create your own puppets using popsicle sticks and have the characters “dance” during their turn in the song!
- Talk about how God created each and every creature with love and how we should delight in the way that God made each of us unique. We should respect and honor all of God’s creatures, including ourselves. Thank God for his marvelous creation by singing [“The Butterfly Song.”](#)
- Singing in-between the pages of a story as you read it is a great way to encourage pre-reading skills for the very youngest (what is a page) and a way to pause to enjoy the story and let it sink in for the older students. As you read “The Ugly Duckling,” pause between pages to sing [“Ah, Poor Bird.”](#) Lyrics can be found [here](#).

Poetry

- “Beautiful” found in McGuffey's Second reader is a delightful poem that shows a young child how respectful people live in the world. Short and pithy, it is a great piece for memorization, dictation, copywork, or simple delight!

Memorization: Committing stories to heart is a delightful activity for the young child. It fosters their confidence and allows the words to penetrate their soul in a way that mere reading cannot do.

Copywork: In our fast-paced world, we often forget the importance of slow, neat penmanship. Giving your child copywork allows her to focus on the writing itself, rather than on their own thoughts *and* their appearance at the same time. In addition, it encourages your child to look carefully and take note of proper punctuation.

Dictation: This overlooked activity encourages active listening in the students and primes their minds, allowing them to retain thoughts for increasingly longer amounts of time.

Bibliography

"Ah, Poor Bird." Video file, :31. YouTube. Posted by DaughterofProspero, October 12, 2012. Accessed January 3, 2020. <https://www.youtube.com/watch?v=UHbBiXtd3ws>.

Andersen, Hans Christian. *The Ugly Duckling*. Illustrated by Robert Van Nutt. N.p.: Rabbit Ears Entertainment, 2012.

Arlee. "Michelangelo...Studying the Great Artist." Small Potatoes: Because in My Life These Things Are No Small Potatoes. Last modified May 16, 2012. Accessed January 3, 2020. <https://mysmallpotatoes.com/2012/05/16/michelangelo-studying-the-great-artist/?epik=dj0yJnU9aDlsNnBEMnkwaVFUdkZqRGduc2h2eXotTUxYZjRIaGwmbj01dEswTnFPSUgWGWOWS2Z2eUZ6OTBnJm09MyZ0PUFBQUFBRjI3WVVB>.

Barbara. "Learning about Respect in First Grade." *Grade Onderful*. Accessed January 3, 2020. <https://www.gradeonderful.com/2012/05/respect-and-nomination.html?m=1&epik=dj0yJnU9MXdDVlo2SEJBNzIyUWF5RHFhWWlrb1JPSWZrRTdEbVUmbj1zeEhETExCZjlicZ3VTdpVUNDaFNRJm09MyZ0PUFBQUFBRjI2R1hj>.

"The Butterfly Song." Video file, 3:00. YouTube. Posted by Piapena, March 21, 2011. Accessed January 3, 2020. https://www.youtube.com/watch?v=imO2NiKo_AQ&feature=youtu.be.

DLTK's Sites. "DLTK's Bible Songs for Kids: Learning Our Names Song." DLTK's Growing Together. Accessed January 3, 2020. http://www.dltk-bible.com/learning_our_names_song.htm.

———. "The Ugly Duckling Coloring Pages." Coloring.WS from DLTK's. Accessed January 3, 2020. <https://www.coloring.ws/ugly-duckling.htm>.

"I Bought Me A Cat" from MusicK8.com." Video file, 2:37. YouTube. Posted July 25, 2012. Accessed January 3, 2020. <https://www.youtube.com/watch?v=Jyh81PF16ME>.

Klee, Mary Beth. *Core Virtues: A Literature-based Program in Character Education, K-6*. Redwood City, CA: Link Institute, 2000.

Lee, Kathy H., and Lesli M. Richards. *A Year of Playing Skillfully*. N.p.: The Homegrown Preschooler, 2015.

Levin, Vanessa. "Books for Preschool About Pond Life." Pre-k Pages. Accessed January 3, 2020. <https://www.pre-kpages.com/books-preschool-pond-life/?epik=dj0yJnU9dkNaMGltSmQxX2pwNnhxQmtaUVpud2hWWkFFVm1HREUmbj1tbmpVTDB3ZFZDZkMtMfdZUWJic293Jm09MyZ0PUFBQUFBRjI4R1k4>.

Lloyd-Jones, Sally, and Jago. *The Jesus Storybook Bible: Every Story Whispers His Name*. Grand Rapids, Mich.: Zonderkidz, 2009.

Lohmann, Laura. "The Ugly Duckling...Beautiful Swans." Painted Paper Art. Accessed January 3, 2020. <http://www.paintedpaperart.com/2012/02/the-ugly-duckling-beautiful-swans/?epik=dj0yJnU9ZXh0ZHFtU1ZsbW1zQ2RXNHItYk9tSU1OX3JfdUpyRjI1b2h3b3pJcUJkTEtmV0pyZzdZnkJHSXRBjM09MyZ0PUFBQUFBRjI4R0hV>.

Michelangelo. *Creation of Adam*. 1512. Fresco.

Rycroft, Elyse. "Empathy Skills: Place Them at the Top of Your Social Emotional Learning Lesson Plans." Proud to Be Primary. Accessed January 3, 2020. <https://proudtobepprimary.com/empathy-skills/?epik=dj0yJnU9N253bUZUT3hjdEFfWGpDd3Nka1BHd3ZtV1dZbkM3WUgmbj05MVFXNHdoUXJNV E1BVEZ4QWg2NXFRJm09MyZ0PUFBQUFBRjI2R2hJ>.

———. "Teaching Respect in the Modern Classroom." Proud to Be Primary. Accessed January 3, 2020. <https://proudtobepprimary.com/teaching-respect-in-the-classroom/?epik=dj0yJnU9bTkzMGM2cFprSEE4Q2ZGZDNzRIINU2NGN1E5V2U1R0Qmbj0wb1JhRG5lem5wckZrZ1BYRE9GNmh3Jm09MyZ0PUFBQUFBRjI2R05n>.

SparkleBox Teacher Resources (UK) Ltd. "Ugly Duckling Story Visual Aids." Sparkle Box. Accessed January 3, 2020. <https://www.sparklebox.co.uk/thumbs781-785/sb781prev.html>.

This Day's Thought. "McGuffey's Second Reader — Beautiful faces are they that wear...." The Ranch: A place to seek God...and find Him! Last modified November 6, 2013. Accessed January 3, 2020. <http://theranch.org/2013/11/06/mcguffeys-second-reader-beautiful-faces-are-they-that-wear/>.

Yannucci, Lisa. "Ah Poor Bird: Round." Mama Lisa's World International Music & Culture. Accessed January 3, 2020. <https://www.mamalisa.com/?t=es&p=4428>.

If You Enjoyed This Sample...

If you enjoyed this sample, please sign up for the Mommy and Me Class with Lylah Molnar at Scholē Academy to receive the full curriculum.

Instructor Email: molnar.scholeacademy@gmail.com

Please do not upload this content to your own website, sell this content, claim this content as your own, or distribute this content to an entire class, school, or district. For all inquiries about the integrated virtue curriculum, please contact Classical Academic Press and Lylah Molnar, creator of this document.

Copyright- Lylah Molnar, Classical Academic Press. 2019.